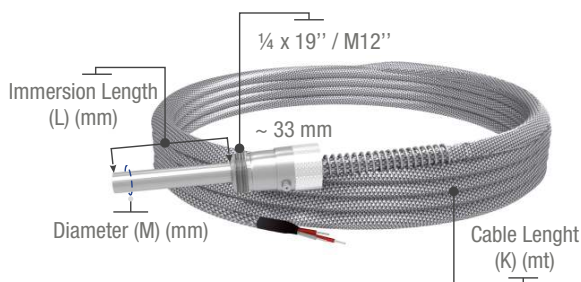


# Temperature Sensors

## Thermoresistances

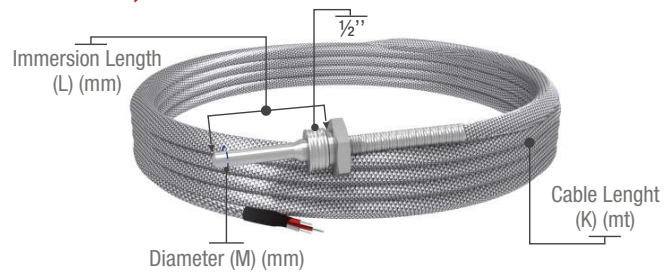
### ► (RT) Bayonet Type



RT - M [ ] [ ] - L [ ] [ ] [ ] - K [ ] [ ]

Diameter : Min: 3mm Max: 8mm


### ► (RTR) Bayonet Record Type



RTR - M [ ] [ ] - L [ ] [ ] [ ] - K [ ] [ ] .E

Diameter : Min:4mm Max: 16mm

### ► (RTH) Bayonet Air Type



RTH - M [ ] [ ] - L [ ] [ ] [ ] - K [ ] [ ]

Dimensions : Standard 6mm

### ► (RTH-PMD-D) Box Air Type ► (RTHT-PMD-D) Box Transmitter Air Type



RTH - PMD - D [ ]  
RTHT - PMD - D [ ] .F

Dimensions : Standard D1: 59 mm  
Dimensions : Standard D2: 159 mm

- Max. operating temperature** : 400°C for Braided wire, 200°C for Silicone, 260°C for Teflon
- Standard cable types** : Fiber glass + Fiber glass + Braided wire, 3x0,22 mm<sup>2</sup> / Silicone + Silicone, 3x0,22 mm<sup>2</sup> / Teflon + Teflon, 3x0,22 mm<sup>2</sup> ("Si+Si" is added to order code) / ("T+T" is added to order code)
- Standard cable length (K)** : K01 = 1mt, K02 = 2mt, K03 = 3 mt, K04 = 4mt, K05 = 5 mt.
- Sensor type** : DIN/EN60751 Class "B" 1xPt-100 for E=1 or 2xPt-100 for E=2 (RTR)
- Protection tube material** : Nickel coated brass (RT) or AISI304 (DIN1.4301), "316" is added to order code for AISI316 (RTR)
- Connector** : 1/4 x 19" (selectable as M12" or M12 x 1,5" on ordering)
- Fittingnut (RTR)** : 1/2" fittingnut is used for standard production