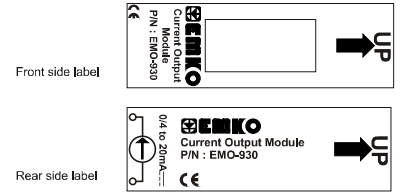
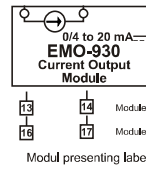


# EMO-930 Current Output Module

Code	: EMO-930 0/4-20 mA --- Current output module
Function	: Current output
Output rating	: 0 to 20 mA --- max.load 600 Ohm
Dielectric strength	: From device supply to module output _ 2kV ~
	: From device ground to module output _ 500V ~
Insulation resistance	: From device supply to module output _ >999,9MOhm
	: From device ground to module output _ >999,9MOhm
Overall size of the equipment	: 18mm x 75,2mm x 41,4mm
Applicable products	: ESM-9950, ESM-9900

**Module labels**

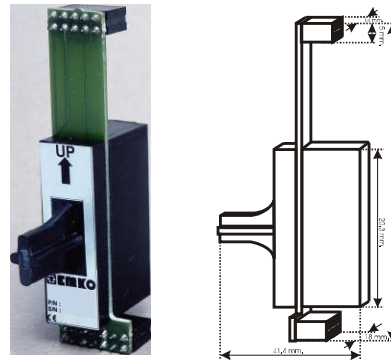


## PACK LIST

Please visual check

- 1 piece of EMO-930 Current output module
- 1 piece of EMO-930 module presenting label

**!** Before the module installation you must read instruction manual of which applicable product.



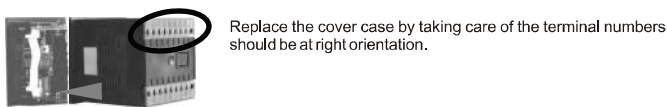
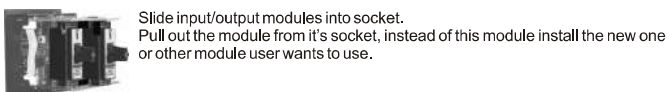

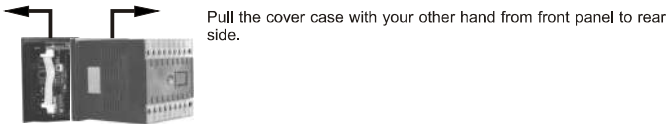
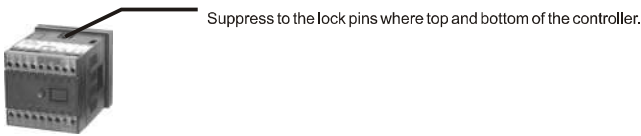
Thank you very much for buying EMKO`s product.



### Installing and Pulling Out Input/Output Modules



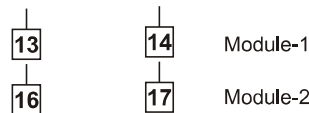
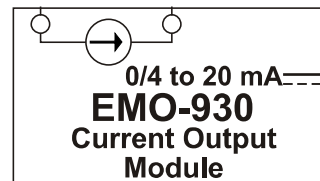
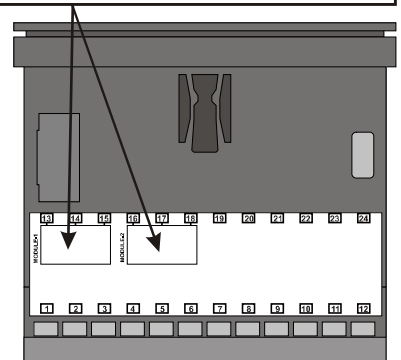
First, detach all cable connections from the controller and uninstall it from the panel.



After adding or changing modules to the unit, these changes must be taken into consideration while mounting of the unit to the system. If mounting is incorrect, it can cause accidents to harm system, operator or person who does the mounting. Responsibility of these kind of harmful events belongs to the user.



After the module installed to the device successfully, please to stick on module presenting label where to participate in the module packet, to suitable module presenting box where on the device label.



Module presenting label

